

Linoleum fremstilles af naturlige materialer:

Linolie, harpiks, træmel, kalkmel og miljøvenlige farvepigmenter. Og ligesom læder og træ patinerer materialet smukt. Hvis du ved modtagelsen opdager en gullig film på linoleumets overflade, det vi kalder tørrekammerfilm, kan du være helt rolig – den forsvinder, når overfladen udsættes for lys.

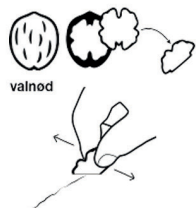
Tips & tricks!

Forbo Cleaner



Beskyt overfladen for at undgå pletter og mærker. Tør spild op med det samme.

Vask



Små ridser kan gøres mindre synlige, anvend olieholdig nød.

Tør efter



Små ridser og slidtage kan gøres mindre synlig.

Linoleum is produced from renewable materials:

Linseed oil, rosins, wood flour, chalk and eco-responsible pigments. Its charm lies in its natural character, based on raw materials that give each design a distinguished look. And, just like leather and wood, it will acquire a beautiful natural patina over time. Rest assured – should you detect a yellowish film on the surface of the linoleum, this will disappear when exposed to natural light.

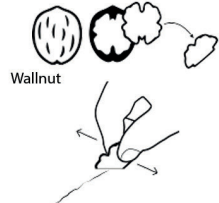
Tips & tricks!

Forbo Cleaner



Protect the surface to avoid stains and marks. Wipe away immediately.

Wash



Small scratches can be made less visible - use an oil-based nut.

Dry



Small scratches and wear can be made less visible



Rengøringsvejledning | Cleaning Instructions

Kontakt Forbo Flooring for yderligere spørgsmål

Info.denmark@forbo.dk eller på 44 92 85 00

www.forbo-flooring.dk

furniture linoleum
creating better environments


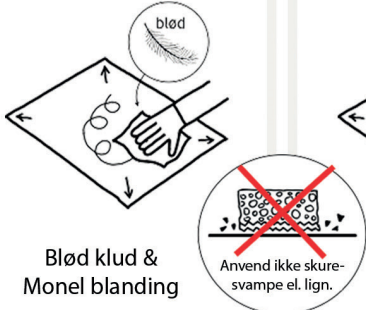
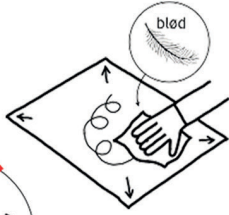
Forbo
FLOORING SYSTEMS

Tillykke med dit nye møbel

Det produkt, du har købt, er beklædt med linoleum. Linoleumets varme og let elastiske overflade gør det behageligt at røre ved, og den matte finish giver et eksklusivt udtryk.


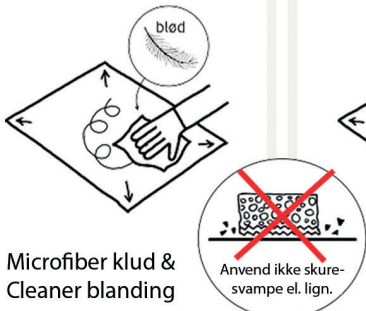
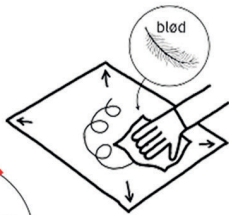
Daglig rengøring

Rengør hele fladen med en fugtig klud evt. med et neutralt rengøringsmiddel.

<p>Monel vaske-plejemiddel</p>  <p>Monel i blandingsforhold 0,5 – 1 cl til 1 liter vand</p>	<p>Vask</p>  <p>Blød klud & Monel blanding</p>	<p>Tør efter</p> 
---	--	---

Periodisk

Ved løbende vedligehold af overfladen bruges linoleumspleje eller Monel i anvist opløsning. Ved kraftig tilsmudsning bruges et egnet neutralt grundrensningsmiddel (f.eks. Forbo Cleaner – et affedtende neutralt rengøringsmiddel).

<p>Forbo Cleaner</p>  <p>Cleaner i blandingsforhold 0,5 – 1 cl til 1 liter vand</p>	<p>Vask</p>  <p>Microfiber klud & Cleaner blanding</p>	<p>Tør efter</p> 
--	---	--

Pletfjerning


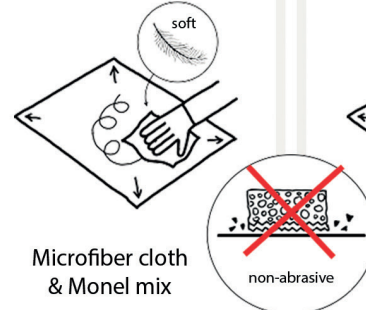
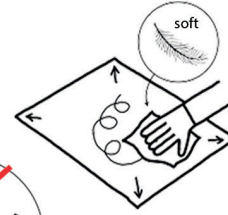
For at forhindre fastsiddende pletter anbefaler vi bordskånere, under blomsterpoter, vaser og gerne kopper og glas etc. Opstår der alligevel pletter, er det vigtigt at fjerne dem så hurtigt som muligt, så de ikke trænger ned i materialet.

Congratulations on the purchase of your new piece of furniture

The product you have bought has a linoleum surface, which gives it an unique character. The warm and soft surface makes it pleasant to touch, and the matt finish gives it an elegant look.

Daily cleaning

Clean with a damp cloth, optional a pH-neutral detergent can be used.

<p>Cleaning and maintenance</p>  <p>Monel in mixing ratio 0,5 – 1 cl to 1 liter water</p>	<p>Wash</p>  <p>Microfiber cloth & Monel mix</p>	<p>Dry</p> 
---	--	---

Occasional maintenance

For ongoing maintenance of the surface use a linoleum care product. Where applicable we recommend Monel. In case of heavy soiling use a suitable neutral detergent (eg Forbo Cleaner).

<p>Forbo Cleaner</p>  <p>Cleaner in mixing ratio 0,5 – 1 cl to 1 liter water</p>	<p>Wash</p>  <p>Microfiber cloth & Forbo Cleaner mix</p>	<p>Dry</p> 
---	---	--

Stain removal

To prevent stubborn stains, trivets should be used under flower pots, vases and preferably also under cups and glasses etc. It is important to remove stains immediately to prevent permanent marks.

